




District Report Card: 2017	
<b>State:</b> Goa	<b>District:</b> North Goa
<b>Class:</b> 3	<b>Subject:</b> Language
<b>Schools:</b> 141	<b>Students:</b> 2995


### Participation/Coverage


#### Students

GENDER 	Boys		Girls	
	Number	%	Number	%
	1554	51.89	1441	48.11

AREA 	Rural		Urban	
	Number	%	Number	%
	1959	65.41	1036	34.59

CATEGORY 	SC		ST		OBC		GEN	
	Number	%	Number	%	Number	%	Number	%
	39	1.30	118	3.94	276	9.22	2562	85.54

CWSN 	LD	VI	HI	S&LD	ID	Oth
	1	0	1	4	1	3

Management 	Government		Government-aided	
	Number	%	Number	%
	919	30.68	2076	69.32

### Average Performance of Students in Language (%)

Overall	Gender		Area		Management		Social Group			
	Male	Female	Rural	Urban	Govt.	Aided	SC	ST	OBC	GEN
<b>65.83</b>	<b>63.55</b>	<b>68.30</b>	<b>65.59</b>	<b>66.29</b>	<b>71.33</b>	<b>63.40</b>	<b>60.85</b>	<b>68.25</b>	<b>65.00</b>	<b>65.89</b>

## Performance on Learning Outcomes (LOs)

Learning Outcomes	Description	Average Performance(%)
L304	Reads small texts with comprehension i.e., identifies main ideas, details, sequence and draws conclusions	67.09
L312	Reads printed scripts on the classroom walls: poems, posters, charts etc.	63.32

Range of Performance of Students who Answered Correctly							
Below 30%		30% - 50%		50% - 75%		Above 75%	
Number	%	Number	%	Number	%	Number	%
260	8.68	547	18.26	1013	33.82	1175	39.23

### Lowest Performing Learning Outcomes (LOs)

- 1 - Reads printed scripts on the classroom walls: poems, posters, charts etc. (63.32)
- 2 - Reads small texts with comprehension i.e., identifies main ideas, details, sequence and draws conclusions (67.09)