






District Report Card: 2017	
<b>State:</b> Goa	<b>District:</b> North Goa
<b>Class:</b> 8	<b>Subject:</b> Language
<b>Schools:</b> 43	<b>Students:</b> 895

### Participation/Coverage

#### Students

<b>GENDER</b> 	Boys				Girls			
	Number		%		Number		%	
	482		53.85		413		46.15	
<b>AREA</b> 	Rural				Urban			
	Number		%		Number		%	
	816		91.17		79		8.83	
<b>CATEGORY</b> 	SC		ST		OBC		GEN	
	Number	%	Number	%	Number	%	Number	%
	21	2.35	72	8.04	146	16.31	656	73.30
<b>CWSN</b> 	LD	VI	HI	S&LD	ID	Oth		
	0	0	0	1	0	13		
<b>Management</b> 	Government				Government-aided			
	Number		%		Number		%	
	895		100.00		0		0.00	

### Average Performance of Students in Language (%)

Overall	Gender		Area		Management		Social Group			
	Male	Female	Rural	Urban	Govt.	Aided	SC	ST	OBC	GEN
<b>50.50</b>	<b>50.55</b>	<b>50.44</b>	<b>51.10</b>	<b>44.30</b>	<b>50.50</b>	<b>0.00</b>	<b>50.48</b>	<b>51.48</b>	<b>52.92</b>	<b>49.86</b>

## Performance on Learning Outcomes (LOs)

Learning Outcomes	Description	Average Performance(%)
L813	Read textual/non-textual materials with comprehension and identifies the details, characters, main idea and sequence of ideas and events while reading	50.50

Range of Performance of Students who Answered Correctly							
Below 30%		30% - 50%		50% - 75%		Above 75%	
Number	%	Number	%	Number	%	Number	%
165	18.44	264	29.50	373	41.68	93	10.39

### Lowest Performing Learning Outcomes (LOs)

1 - Read textual/non-textual materials with comprehension and identifies the details, characters, main idea and sequence of ideas and events while reading (50.50)