






District Report Card: 2017	
State: Goa	District: South Goa
Class: 8	Subject: Language
Schools: 110	Students: 2930

Participation/Coverage

Students

GENDER 	Boys		Girls					
	Number	%	Number	%				
	1497	51.09	1433	48.91				
AREA 	Rural		Urban					
	Number	%	Number	%				
	1527	52.12	1403	47.88				
CATEGORY 	SC		ST		OBC		GEN	
	Number	%	Number	%	Number	%	Number	%
	68	2.32	410	13.99	308	10.51	2144	73.17
CWSN 	LD	VI	HI	S&LD	ID	Oth		
	2	10	3	4	7	57		
Management 	Government		Government-aided					
	Number	%	Number	%				
	353	12.05	2577	87.95				

Average Performance of Students in Language (%)

Overall	Gender		Area		Management		Social Group			
	Male	Female	Rural	Urban	Govt.	Aided	SC	ST	OBC	GEN
62.03	60.15	63.99	61.66	62.42	49.39	63.76	63.33	58.72	63.51	62.41

Performance on Learning Outcomes (LOs)

Learning Outcomes	Description	Average Performance(%)
L813	Read textual/non-textual materials with comprehension and identifies the details, characters, main idea and sequence of ideas and events while reading	62.03

Range of Performance of Students who Answered Correctly							
Below 30%		30% - 50%		50% - 75%		Above 75%	
Number	%	Number	%	Number	%	Number	%
255	8.70	586	20.00	1249	42.63	840	28.67

Lowest Performing Learning Outcomes (LOs)

1 - Read textual/non-textual materials with comprehension and identifies the details, characters, main idea and sequence of ideas and events while reading (62.03)