




District Report Card: 2017	
State: Goa	District: South Goa
Class: 8	Subject: Science
Schools: 110	Students: 2930


Participation/Coverage


Students

GENDER 	Boys		Girls	
	Number	%	Number	%
	1497	51.09	1433	48.91

AREA 	Rural		Urban	
	Number	%	Number	%
	1527	52.12	1403	47.88

CATEGORY 	SC		ST		OBC		GEN	
	Number	%	Number	%	Number	%	Number	%
	68	2.32	410	13.99	308	10.51	2144	73.17

CWSN 	LD	VI	HI	S&LD	ID	Oth
	2	10	3	4	7	57

Management 	Government		Government-aided	
	Number	%	Number	%
	353	12.05	2577	87.95

Average Performance of Students in Science (%)

Overall	Gender		Area		Management		Social Group			
	Male	Female	Rural	Urban	Govt.	Aided	SC	ST	OBC	GEN
40.14	40.30	39.98	40.30	39.98	30.27	41.50	39.12	37.53	41.84	40.43

Performance on Learning Outcomes (LOs)

Learning Outcomes	Description	Average Performance(%)
SCI703	Classifies materials and organisms based on properties/characteristics	38.11
SCI704	Conducts simple investigation to seek answers to queries	39.18
SCI705	Relates processes and phenomenon with causes	44.16
SCI708	Measures and calculates e.g., temperature; pulse rate; speed of moving objects; time period of a simple pendulum, etc.	31.26
SCI710	Plots and interprets graphs	34.33
SCI711	Constructs models using materials from surroundings and explains their working	19.52
SCI801	Differentiates materials, organism and processes	48.23
SCI804	Relates processes and phenomenon with causes	44.91
SCI805	Explains processes and phenomenon	26.12
SCI807	Measures angles of incidence and reflection, etc.	39.39
SCI811	Applies learning of scientific concepts in day-to-day life	40.01
SCI813	Makes efforts to protect environment	64.27

Range of Performance of Students who Answered Correctly							
Below 30%		30% - 50%		50% - 75%		Above 75%	
Number	%	Number	%	Number	%	Number	%
950	32.42	1120	38.23	742	25.32	118	4.03

Lowest Performing Learning Outcomes (LOs)

- 1 - Constructs models using materials from surroundings and explains their working (19.52)
- 2 - Explains processes and phenomenon (26.12)
- 3 - Measures and calculates e.g., temperature; pulse rate; speed of moving objects; time period of a simple pendulum, etc. (31.26)
- 4 - Plots and interprets graphs (34.33)
- 5 - Classifies materials and organisms based on properties/characteristics (38.11)